

MID-T

RECEIVED

MAY 16 PM 1:13

ANNUAL REPORT

OF

Midvale Telephone Company
NAME

2205 Keithley Creek Road
Midvale, ID 83645
ADDRESS

TO THE

IDAHO PUBLIC

UTILITIES COMMISSION

FOR THE

YEAR ENDED 2023

**ANNUAL REPORT OF SMALL TELEPHONE COMPANIES TO
THE IDAHO PUBLIC UTILITIES COMMISSION
FOR THE YEAR ENDING December 31,2023**

COMPANY INFORMATION

Exact name of utility: Midvale Telephone Company

Address of principal office: PO Box 7 Midvale Idaho 83645

Telephone Number (Area Code - 208) 355-2211

Cities or towns served: Midvale, Lakeview, Stanley, Warren, Warm Lake, Yellow Pine, Weiser

Name and title of officer having custody of the general corporate books of account: _____

Dennis Farrington, CEO

Address of office where corporate books are kept and phone number: _____

2205 Keithley Creek Rd, Midvale, Idaho 83645 and (208)-355-2211

Organized under the laws of the State of: Idaho

Date of organization: March 19, 1959

Form of organization (proprietorship, association, corporation): S Corporation

If a Subchapter S Corporation, please specify: S Corporation

Name and address of controlling company, if any: _____

Midvale Telephone Exchange, Inc.

Names of affiliated companies. Give address and description of business: _____

Syringa Networks, 3795 Development Avenue, Boise ID 83705

OFFICERS

Report below the title, name and office address of each general officer of the utility at the end of the year. If there were any changes during the year, show the name, title, and address of the previous officer and the date of change.

<u>Title</u>	<u>Name</u>	<u>Address</u>
President/CEO	John Stuart	PO Box 7, Midvale ID 83645
Vice Pres./COO	Robert Vowell	PO Box 7, Midvale ID 83645
Secretary/Treasure	Nick Rynearson	PO Box 7, Midvale ID 83645
Chairman	Bruce Goslovich	10069 W. Quail Stome St. Boise ID 83709
Vice Chairman	Gary Horton	782 E. Cinnabar Dr. Cottonwood, AZ 86326
Director	Marsha Smith	9639 W. Carolina Drive Boise Idaho 83709
Director	John Stuart	PO Box 7, Midvale ID 83645
Director	Jason Robinson	1101 N. Camelot Drive Boise Idaho 83704

DIRECTORS

List the name of each person who was a member of the Board of Directors at any given time during the year: (Fees related to meetings only.)

Name	Term Expired or Current Term Will Expire	Meetings Attended This year	Fees Paid During Year
Bruce Goslovich	2026	4	Confidential
Marsha Smith	2026	4	Confidential
Jason Robinson	2025	4	Confidential
Gary Horton	2025	4	Confidential
John Stuart	Exempt	4	Confidential

Name of Chairman of the Board: Bruce Goslovich
 Name of Secretary (or Clerk) of Board: Gary Horton
 Number of Meetings of the Board during the year: 4

MANAGERS

List the name of each person who performed management duties for the Company during the year, and the total wages and bonuses paid to those persons: (Do not include Director fees in these amounts.)

Name	Title	Wages and Bonuses Paid
John Stuart	Chief Executive Officer	Confidential
Nick Rynearson	Chief Financial Officer	Confidential
Dennis Farrington	Chief Operations Officer	Confidential
Jesse Whitner	ID Operations Manager	Confidential
Cory Horn	AZ Operations Manager	Confidential
Diana Holmes	HR Manager	Confidential
Missy Harrison	CSR Manager	Confidential
Stacy Morris	Tech Support Manager	Confidential

BALANCE SHEET
Assets and Other Debits

Title of Account	Balance Beginning of Year	Balance at End of Year	Increase or (Decrease)
Current Assets			
1120 Cash and Equivalents	2,334,673	1,482,000	(852,673)
1130 Cash	-	-	-
1140 Special Cash Deposits	-	-	-
1150 Working Cash Advances	-	-	-
1160 Temporary Investments	-	-	-
1180 Telecommunications Accts. Receivable	413,114	449,475	36,361
1181 Accts. Rec. Allow. -Telecommunications	-	-	-
1190 Other Accounts Receivable	868,699	1,310,541	441,842
1191 Accounts Receivable Allow. - Other	-	-	-
1200 Notes Receivable	-	-	-
1201 Notes Receivable Allowance	-	-	-
1210 Interest & Dividends Receivable	-	-	-
1220 Material and Supplies	768,140	877,409	109,269
1280 Prepayments	367,487	320,147	(47,340)
1290 Prepaid Rents	-	-	-
1300 Prepaid Taxes	-	-	-
1310 Prepaid Insurance	-	-	-
1320 Prepaid Directory Expenses	-	-	-
1330 Other Prepayments	-	-	-
1350 Other Current Assets	-	-	-
Noncurrent Assets			
1401 Investment in Affiliated Companies	5,449,580	5,498,122	48,542
1402 Investment in Nonaffiliated Companies	75,100	3,000	(72,100)
1406 Nonregulated Investments	-	-	-
1407 Unamortized Debt Issuance Expense	-	-	-
1408 Sinking Funds	-	-	-
1410 Other Noncurrent Assets	-	-	-
1438 Deferred Maintenance & Retirements	-	-	-
1439 Deferred Charges	-	-	-
1500 Other Jurisdiction Assets - Net	-	-	-
Property, Plant and Equipment			
2001 Telecommunications Plants in Service	50,822,108	59,224,754	8,402,646
2002 Prop. Held for Future Telecom. Use	40,991	40,991	-
2003 Telecom. Plant under Constr. - Short Term	3,431,339	1,515,935	(1,915,404)
2004 Telecom. Plant under Constr. - Long Term	-	-	-
2005 Telecom. Plant Adjustment	-	-	-
2006 Nonoperating Plant	4,062,753	4,941,752	878,999
2007 Goodwill	-	-	-
Depreciation and Amortization Accounts			
3100 Accumulated Depreciated	(35,327,839)	(37,659,614)	(2,331,775)
3200 Accum. Depre. - Held for Future Use	(10,863)	(12,531)	(1,668)
3300 Accumulated Depreciation - Nonoperating	(2,461,671)	(2,902,782)	(441,111)
3400 Accumulated Amortization - Tangible	-	-	-
3410 Accum. Amort. - Capitalized Leases	-	-	-
3420 Accum. Amort. - Leasehold Improvements	-	-	-
3500 Accumulated Amortization - Intangible	-	-	-
3600 Accumulated Amortization - Other	-	-	-
TOTAL ASSETS	30,833,611	35,089,199	4,255,588

BALANCE SHEET
Liabilities & Stockholders' Equity

Title of Account	Balance Beginning of Year	Balance at End of Year	Increase or (Decrease)
Current Liabilities			
4010 Accounts Payable	563,789	283,614	(280,175)
4020 Notes Payable			-
4030 Advance Billings and Payments	313,872	331,848	17,976
4040 Customer Deposits			-
4050 Current Maturities - Long -Term Debt	1,371,765	1,576,722	204,957
4060 Current Maturities - Capital leases			-
4070 Income Taxes - Accrued			-
4080 Other Taxes - Accrued			-
4100 Net Current Defer. Oper. Income Taxes			-
4110 Net Current Defer. Nonoper. Income Taxes			-
4120 Other Accrued Liabilities	224,249	253,785	29,536
4130 Other Current Liabilities			-
Long-Term Debt			
4210 Funded Debt	10,933,594	14,744,022	3,810,428
4220 Premium on Long-Term Debt			-
4230 Discount on Long-Term Debt			-
4240 Reacquired Debt			-
4250 Obligations Under Capital Leases			-
4260 Advances from Affiliated Companies			-
4270 Other Long-Term Debt			-
Other Liabilities & Deferred Credits			
4310 Other Long-Term Liabilities			-
4320 Unamort. Oper. Invest. Tax Credits - Net			-
4330 Unamort. Nonoper. Invest. Tax Credits - Net			-
4340 Net Noncurrent Defer. Oper. Income Taxes			-
4350 Net Noncur. Defer. Nonoper. Income Taxes			-
4360 Other Deferred Credits			-
4370 Other Juris. Liab. & Def. Credits - Net			-
Stockholders' Equity			
4510 Capital Stock	32,910	32,910	-
4520 Additional Paid-In Capital			-
4530 Treasury Stock			-
4540 Other Capital			-
4550 Retained Earnings	17,393,432	17,866,298	472,866
TOTAL LIAB. & OTHER CREDITS	30,833,611	35,089,199	4,255,588

ANALYSIS OF TELECOMMUNICATIONS PLANT IN SERVICE

TOTAL Company Basis

Analysis of Telecommunications Plant in Service

	Balance Beginning of Year	Additions During year	Plant Retired or Sold	Transfers and Adjustments	Balance End of Year
2111 Land	428,080				428,080
2112 Motor Vehicles	1,524,526	118,748	(45,458)		1,597,816
2113 Aircraft	-				-
2114 Special Purpose Vehicles	-				-
2115 Garage Work Equipment	-				-
2116 Other Work Equipment	2,292,862	35,119	(5,000)		2,322,981
2116 Test Equipment	316,458				316,458
2121 Buildings	2,056,570	53,282			2,109,852
2122 Furniture	44,990	2,614			47,604
2123 Office Equipment	-				-
2124 General Purpose Computers	338,626	20,895			359,521
2211 Analog Electronic Switching	-				-
2212 Digital Electronic Switching	2,277,834	7,181			2,285,015
2215 Electro-Mechanical Switching	-				-
2220 Operator Systems	-				-
2231 Radio Systems	102,143			585	102,728
2232 Circuit Equipment	6,934,037	554,444			7,488,481
2232 ONT Equipment	2,350,534	426,150	(727,600)		2,049,084
2311 Station Apparatus	-				-
2321 Customer Premises Wiring	-				-
2341 Large Private Branch Exchanges	-				-
2351 Public Telephone Terminal Equipment	928				928
2362 Other Terminal Equipment	-				-
2411 Poles	-				-
2421 Aerial Cable	-				-
2422 Underground Cable	-				-
2423 Buried Cable	31,780,978	8,091,234			39,872,212
2423 Mapping Program	343,372				343,372
2424 Submarine Cable	-				-
2426 Intrabuilding Network Cable	-				-
2431 Aerial Wire	-				-
2441 Conduit Systems	-				-
2681 Capital Leases	281,332				281,332
2682 Leasehold Improvements	30,163				30,163
2690 Intangibles	-				-
TOTAL PLANT ACCOUNTS	51,103,433	9,309,667	(778,058)	585	59,635,627

ANALYSIS OF TELECOMMUNICATIONS PLANT ACCOUNTS
IDAHO Operations Only

Analysis of Telecommunications Plant in Service

	Balance Beginning of Year	Additions During Year	Plant Retired or Sold	Transfers and Adjustments	Balance End of Year
2111 Land	365,063				365,063
2112 Motor Vehicles	858,633	118,748	(45,458)		931,923
2113 Aircraft	-				-
2114 Special Purpose Vehicles	-				-
2115 Garage Work Equipment	-				-
2116 Other Work Equipment	1,519,307	14,494	(5,000)		1,528,801
2116 Test Equipment	234,997				234,997
2121 Buildings	1,377,925	45,732			1,423,657
2122 Furniture	33,882	2,614			36,496
2123 Office Equipment	-				-
2124 General Purpose Computers	273,158	16,522			289,680
2211 Analog Electronic Switching	-				-
2212 Digital Electronic Switching	938,670				938,670
2215 Electro-Mechanical Switching	-				-
2220 Operator Systems	-				-
2231 Radio Systems	-				-
2232 Circuit Equipment	3,257,370	273,076			3,530,446
2232 ONT Equipment	944,081	104,501	(327,051)		721,531
2311 Station Apparatus	-				-
2321 Customer Premises Wiring	-				-
2341 Large Private Branch Exchanges	-				-
2351 Public Telephone Terminal Equipment	928				928
2362 Other Terminal Equipment	-				-
2411 Poles	-				-
2421 Aerial Cable	-				-
2422 Underground Cable	-				-
2423 Buried Cable	15,885,070	3,231,371			19,116,441
2423 Mapping Program	192,797				192,797
2424 Submarine Cable	-				-
2426 Intrabuilding Network Cable	-				-
2431 Aerial Wire	-				-
2441 Conduit Systems	-				-
2681 Capital Leases	200,783				200,783
2682 Leasehold Improvements	-				-
2690 Intangibles	-				-
TOTAL PLANT ACCOUNTS	26,082,664	3,807,058	(377,509)	-	29,512,213

ANALYSIS OF ENTRIES IN ACCUMULATED DEPRECIATION
Account 3100

TOTAL Company Basis

	Balance Beginning of Year	Depreciation Rate*	Credits During Year	Retirements and Adjustments	Balance End of Year
Analysis of Entries in Accumulated Depreciation					
2112 Motor Vehicles	1,316,056	25%	148,657	(37,714)	1,426,999
2113 Aircraft	-				-
2114 Special Purpose Vehicles	-				-
2115 Garage Work Equipment	-				-
2116 Other Work Equipment	2,074,499	20%	78,316	78,713	2,231,528
2116 Test Equipment	295,510	20%	20,947		316,457
2116 Lease hold equipment	30,163	20%			30,163
2121 Buildings	1,355,785	3%	59,378	59,907	1,475,070
2122 Furniture	-				-
2123 Office Equipment	44,991	14%	1,305		46,296
2124 General Purpose Computers	329,167	20%	74,986		404,153
2211 Analog Electronic Switching	-				-
2212 Digital Electronic Switching	2,167,919	12.5%	24,234		2,192,153
2215 Electro-Mechanical Switching	-				-
2220 Operator Systems	-				-
2231 Radio Systems	13,994	10%			13,994
2232 Circuit Equipment	5,365,376	10%	646,275		6,011,651
2232 ONT Equipment	2,176,801	20%	279,080	(727,600)	1,728,281
2311 Station Apparatus	-				-
2321 Customer Premises Wiring	-				-
2341 Large Private Branch Exchanges	-				-
2351 Public Telephone Terminal Equipment	928	10%			928
2362 Other Terminal Equipment	-				-
2411 Poles	-				-
2421 Aerial Cable	-				-
2422 Underground Cable	-				-
2423 Buried Cable	19,816,201	6.7%	1,656,349		21,472,550
2423 Mapping Program	340,447	20%	2,924		343,371
2424 Submarine Cable	-				-
2426 Intra-building Network Cable	-				-
2431 Aerial Wire	-				-
2441 Conduit Systems	-				-
TOTAL	35,327,837		2,992,451	(626,694)	37,693,594

1

ANALYSIS OF ENTRIES IN ACCUMULATED DEPRECIATION
Account 3100

IDAHO Operations Only

	Balance Beginning of Year	Depreciation Rate*	Credits During Year	Retirements and Adjustments	Balance End of Year
Analysis of Entries in Accumulated Depreciation					
2112 Motor Vehicles	875,230	25%	28,150	(37,714)	865,666
2113 Aircraft	-				-
2114 Special Purpose Vehicles	-				-
2115 Garage Work Equipment	1,521,422	20%		78,713	1,600,135
2116 Other Work Equipment	219,077	20%	15,921		234,998
2116 Test Equipment	-				-
2116 Leasehold Improvements	868,619	20%	41,635		910,254
2121 Buildings	-				-
2122 Furniture	33,882	14%	1,305		35,187
2123 Office Equipment	264,679	20%	69,632		334,311
2124 General Purpose Computers	-				-
2211 Analog Electronic Switching	928,389	12.5%	10,283		938,672
2212 Digital Electronic Switching	-				-
2215 Electro-Mechanical Switching	-				-
2220 Operator Systems	-				-
2231 Radio Systems	1,659	10%			1,659
2232 Circuit Equipment	2,194,872	10%	275,088		2,469,960
2232 ONT Equipment	859,039	20%	91,463	(327,051)	623,451
2311 Station Apparatus	0	10%	0		0
2321 Customer Premises Wiring	-				-
2341 Large Private Branch Exchanges	-				-
2351 Public Telephone Terminal Equipment	928	10%			928
2362 Other Terminal Equipment	-				-
2411 Poles	-				-
2421 Aerial Cable	-				-
2422 Underground Cable	-				-
2423 Buried Cable	8,579,856	6.7%	683,168		9,263,024
2423 Mapping Program	192,797	20%			192,797
2424 Submarine Cable	-				-
2426 Intra-building Network Cable	-				-
2431 Aerial Wire	-				-
2441 Conduit Systems	-				-
TOTAL	16,540,451		1,216,645	(286,052)	17,471,044

*Please list individual depreciation rate for each account.

INVESTMENTS

Report below the investments in Accounts 1401, 1402 and 1406. Identify each investment as to the account in which included. Minor amounts in Account 1406 may be grouped by classes.

<u>Description</u>	<u>Date Acquired</u>	<u>Book Cost of Investments Disposed of This year</u>	<u>Book Cost of Investments Held at End of Year</u>
NECA Services, Inc.	10/2000		3,000
SYRINGA Cash Investment	9/2000		5,498,122
Totals			5,501,122

RECEIVABLES

Itemize amounts show in Accounts 1180, 1190 and 1200. For notes receivable list each note separately and include the maturity date and interest rate. Minor amounts in Account 1210 may be combined.

<u>Name of Company</u>	<u>Amount at End of Year</u>	
	<u>Notes Receivable</u>	<u>Accounts Receivable</u>
Subscribers		449,475
Idaho USF		29,232
NECA		1,027,725
Carriers		11,158
Misc Non Reg		242,426
Totals		1,760,016

NOTES PAYABLE

For Notes Payable, list each note separately and include the maturity date and interest rate.

<u>Name of Creditor</u>	<u>Date of Note</u>	<u>Interest Rate</u>	<u>Due Date</u>	<u>Face Amount</u>
Totals				-

ACCOUNTS PAYABLE

Report below all Accounts Payable amounting to more than \$100.00

<u>Name of Creditor</u>	<u>Amount</u>
See Attached List	283,023
Totals	283,023

2023 Accounts Payable

Vendor	Amount
Grand Total	283,023.50
ALDRICH SERVICES LLP Total	10,000.00
APA BENEFITS INC. Total	8,275.49
ARIZONA PUBLIC SERVICE CO Total	490.69
ARIZONA PUBLIC SERVICE COMPAN Total	4,483.64
ARIZONA UNIVERSAL SERVICE FUN Total	80.44
AVISTA UTILITIES Total	301.85
BANKCARD CENTER - ZIONS Total	35,886.10
BENEFITS 2 ADMINISTRATORS LLC Total	335.00
BLACO - 911 TRUST Total	78.75
BENNETT OIL Total	403.91
BONNER COUNTY Total	23.75
BRIAN GRAHAM Total	50.00
CAMBRIDGE LUMBER INC. Total	247.95
CENTURYLINK Total	1,045.06
CITY OF MIDVALE WATER Total	21.86
CITY OF WEISER Total	735.61
CLEAR CREEK DISPOSAL Total	269.01
COMPUTER TECHNOLOGY, INC Total	9,882.84
CORE TELECOM SYSTEMS INC Total	756.95
CORY HORN Total	100.00
COURTNEY CRAVEN Total	50.00
CUSTER COUNTY Total	240.00
DEX MEDIA WEST LLC Total	20.78
DIANE HIGGINS Total	50.00
DIG LINE INC Total	77.80
ERNIE CLINE Total	50.00
FARMER'S SUPPLY COOPERATIVE Total	2,771.47
FEDEX Total	49.04
GRANITE PORTABLES & SEPTIC Total	106.00
HARDIN SANITATION Total	169.28
HATA ELECTRIC Total	764.64
HAWLEY TROXELL ENNIS & HAWLEY Total	1,214.00
ICONECTIV, LLC Total	234.48
IDAHO POWER Total	3,247.82
IDAHO TAX COMMISSION Total	9,584.00
IDAHO USF Total	270.64
INTERMOUNTAIN GAS COMPANY Total	388.68
JUPITER COMMUNICATIONS LLC Total	477.44
KARISSA BUNKER Total	50.00
LES SCHWAB TIRE CENTER Total	91.96
MATRAEX, INC Total	1,449.00
MICHAEL CHRYSLER Total	50.00
MONTE R. LEE & COMPANY Total	3,913.53
MOUNTAIN VILLAGE Total	426.09
NEUSTAR INFORMATION SERVICES Total	88.33
NORCO INC Total	315.19
ONE CALL CONCEPTS, INC Total	2.34
PATRIOT DISPOSAL INC Total	80.25
POMERENE DOMESTIC WATER Total	32.92
POWER AND TELEPHONE SUPPLY CO Total	15,416.05
PV BROADCASTING Total	1,872.72
RUTHERFORD DIVERSIFIED INDUST Total	63,534.48
SALMON RIVER ELECTRIC COOPERA Total	1,288.52
SALMON RIVER PROPANE INC Total	753.87
SOFTCHOICE CORPORATION Total	1,126.39
SOLIX ARIZONA USF Total	80.44
SPARKLETTS Total	115.70
SRP Total	521.49
STANLEY - SAWTOOTH Total	275.00
STUART C IRBY CO Total	2,616.27
SULPHUR SPRINGS VALLEY Total	1,171.35
SUPREME CLEAN LLC Total	325.00
THE BIZ ZONE, LTD Total	940.09
THE HARTFORD Total	135.00
TOLY DIGITAL NETWORKS INC. Total	3,560.70
TOWN OF PRESCOTT VALLEY Total	23.03
U.S. BANK EQUIPMENT FINANCE Total	1,350.81
UNIVERSAL SERVICE ADMINISTRAT Total	40,253.73
UNS GAS, INC. Total	208.38
USIC HOLDINGS, LLC Total	64.19
VALLEY COUNTY Total	116.25
USIC HOLDINGS, LLC Total	3,618.11
VANTAGE POINT SOLUTIONS, INC Total	32,058.00
VERIZON WIRELESS Total	2,529.95
WALKER Total	8,241.50
WASHINGTON COUNTY Total	653.75
WEISER AUTO PARTS Total	83.15
WEISER SIGNAL AMERICAN Total	255.00
WIENHOFF DRUG TESTING Total	100.00

LONG - TERM DEBT

Accounts 4210, 4240, 4250, 4260, 4270 and 4310

List the required data for each obligation included in these accounts, grouping them by account number and showing totals for each account. If any obligations mature serially or otherwise at various dates, give particulars in a note.

<u>Class & Series of Obligation</u>	<u>Date of Issue</u>	<u>Date of Maturity</u>	<u>Fact Amount Authorized</u>	<u>Outstanding Year-End</u>	<u>Premium/ Discount</u>		<u>Interest for year</u>
					<u>Total</u>	<u>Amortized</u>	
RUS A	8/7/1980	8/7/2015	1,068,000	-			2% Included below
RUS E	6/1/1992	6/1/2016	252,000	-			5% Included below
RUS F	9/29/1994	9/29/2014	3,312,000	-			5% Included below
RUS G	2/1/2002	2/1/2016	5,695,000	-			5% Included below
RUS H	9/4/2007	9/4/2026	8,921,508	2,050,502			5% Included below
RUS K	10/1/2017	9/30/2035	12,591,000	10,402,217			0.82% - 4.67% Included below
BIP - YOUNG PROJ.	9/20/2010	9/20/2033	644,045	357,650			2.71% - 3.60% Included below
BIP - STANLEY PROJ	9/21/2010	9/20/2033	380,751	216,569			2.71% - 2.79% Included below
BIP - HENDERSON PROJ	9/22/2010	9/20/2035	334,924	193,355			2.40% - 2.85% Included below
RUS Reconnect 2	9/23/2021	11/17/2044	5,491,116	3,100,451			4.17% - 4.53% Included below
<hr/>							
4050	Current Maturities - Long -Term Debt			(1,576,722)			
TOTAL				14,744,022			

INCOME & RETAINED EARNINGS STATEMENT

Item	Total Company	Idaho Only
Total Operating Income (from page 16)	<u>11,404,341</u>	<u>4,923,683</u>
Total Operating Expenses (from page 18)	<u>(10,414,046)</u>	<u>(4,230,426)</u>
7100 Other Operating Income and Expense		
7210 Operating Investment Tax Credits-Net		
7220 Operating Federal Income Taxes		
7230 Operating State and Local Income Taxes		
7240 Operating Other Taxes	<u>(141,074)</u>	<u>(40,022)</u>
7250 Provision for Deferred Operating Income Taxes-Net		
7200 Operating Taxes (Total)	<u>(141,074)</u>	<u>(40,022)</u>
7310 Dividend Income		
7320 Interest Income	<u>7,751</u>	<u>7,751</u>
7330 Income from Sinking and Other Funds		
7340 Allowance for Funds Used During Construction	<u>77,175</u>	<u>52,542</u>
7350 Gains/Losses from the Disposition of Certain Property		
7360 Other Nonoperating Income	<u>588,155</u>	<u>588,155</u>
7370 Special Charges		
7300 Nonoperating Income and Expense	<u>673,081</u>	<u>648,448</u>
7410 Nonoperating Investment Tax Credits-Net		
7420 Nonoperating Federal Income Taxes	<u>(1,061)</u>	<u>(20)</u>
7430 Nonoperating State and Local Income Taxes		
7440 Nonoperating Other Taxes		
7450 Provision for Deferred Nonoperating Income Taxes-Net		
7400 Nonoperating Taxes	<u>(1,061)</u>	<u>(20)</u>
7510 Interest on Funded Debt	<u>(419,911)</u>	<u>(118,388)</u>
7520 Interest Expense-Capital Leases		
7530 Amortization of Debt Issuance Expense		
7540 Other Interest Deductions		
7500 Interest and Related Items	<u>(419,911)</u>	<u>(118,388)</u>
7610 Extraordinary Income Credits		
7620 Extraordinary Income Charges		
7630 Current Income Tax Effect of Extraordinary Items-Net		
7640 Provision for Deferred Income Tax Effect of Extraordinary Items-Net		
7600 Extraordinary Items	<u>-</u>	<u>-</u>
7910 Income Effect of Jurisdictional Ratemaking Differences-Net		
7990 Nonregulated Net Income	<u>326,536</u>	<u>(172,929)</u>
AMOUNT TRANSFERRED TO RETAINED EARNINGS	<u>1,427,866</u>	<u>1,010,346</u>

OPERATING REVENUES

Item	Total Company	Idaho Only
Local Network Services Revenues		
5001 Basic Area Revenue	501,884	244,681
5002 Optional Extended Area Revenue		
5003 Cellular Mobile Revenue		
5004 Other Mobile Services Revenue		
5010 Public Telephone Revenue		
5040 Local Private Line Revenue		
5050 Customer Premises Revenue		
5060 Other Local Exchange Revenue		
5069 Other Local Exchange Settlements		
Network Access Services Revenues		
5081 End User Revenue (SLC)	176,841	73,804
5082 Switched Access Revenue (Interstate)	7,824,340	3,174,883
5083 Special Access Revenue	2,382,431	1,013,231
5084 State Access Revenue (Intrastate)	397,264	374,883
Long Distance Network Services Revenues	117,171	40,660
5100 Long Distance Message Revenue - All		
Miscellaneous Revenues		
5230 Directory Revenue	4,929	1,571
5240 Rent Revenue		
5250 Corporate Operations Revenue		
5261 Special Billing Arrangements Revenue		
5262 Customer Operations Revenue		
5263 Plant Operations Revenue		
5264 Other Incidental Regulated Revenue		
5269 Other Revenue Settlements		
5270 Carrier Billing & Collection Revenue		
Uncollectible Revenues		
5301 Uncollectible Revenue - Telecommunications	(558)	(69)
5302 Uncollectible Revenue - Other	39	39
TOTAL OPERATING REVENUES	11,404,341	4,923,683

Please identify the following revenues:

NECA USF \$1,279,818. To what account were they booked? 5082

State USF \$350,785. To what account were they booked? 5084

OPERATING REVENUES

Item	Total Company	Idaho Only
Plant Specific Operations Expense		
6110 Network Support Expenses	10,562	4,101
6112 Motor Vehicle Expense		
6113 Aircraft Expense		
6114 Special Purpose Vehicles Expense		
6115 Garage Work Equipment Expense		
6116 Other Work Equipment Expense		
6120 General Support Expenses	86,888	62,846
6121 Land and Building Expenses		
6122 Furniture and Artworks Expense		
6123 Office Equipment Expense		
6124 General Purpose Computers Expense	219,469	93,066
6210 Central Office Switching Expenses	234,316	94,121
6211 Analog Electronic Expense		
6212 Digital Electronic Expense		
6215 Electro-Mechanical Expense		
6220 Operators System Expense		
6230 Central Office Transmission Expenses	2,837,454	1,027,255
6231 Radio Systems Expense		
6232 Circuit Equipment Expense		
6310 Information Origination/Termination Expense		
6311 Station Apparatus Expense		
6341 Large Private Branch Exchange Expense		
6351 Public Telephone Terminal Equipment Expense		
6362 Other Terminal Equipment Expense		
6410 Cable and Wire Facilities Expenses	1,434,651	671,904
6411 Pole Expense		
6421 Aerial Cable Expense		
6422 Underground Cable Expense		
6423 Buried Cable Expense		
6424 Submarine Cable Expense		
6425 Deep Sea Cable Expense		
6426 Intrabuilding Network Cable Expense		
6431 Aerial Wire Expense		
6441 Conduit Systems Expense		
TOTAL PLANT SPECIFIC OPERATIONS EXPENSE	4,823,340	1,953,293

OPERATING REVENUES

Item	Total Company	Idaho Only
Plant Nonspecific Operations Expense		
6510 Other Property/Plant/Equipment Expenses		
6511 Property Held for Future Telecomm. Use Expenses		
6512 Provisioning Expense		
6530 Network Operations Expense		
6531 Power Expense		
6532 Network Administration Expense		
6533 Testing Expense		
6534 Plant Operations Administration Expense	302,085	124,801
6535 Engineering Expense	(6,229)	(4,792)
6540 Access Expense	285,967	114,064
6560 Depreciation and Amortization Expenses		
6561 Depreciation Expense-Telecom. Plant in Service	3,002,922	1,216,646
6562 Depreciation Expense-Property Held for Future Use	1,668	1,668
6563 Amortization Expense - Tangible		
6564 Amortization Expense - Intangible		
6565 Amortization Expense - Other		
Total Plant Nonspecific Operations Expenses	3,586,413	1,452,387
Customer Operations Expense		
6610 Marketing	154,096	75,059
6611 Product Management		
6612 Sales		
6613 Product Advertising		
6620 Services		
6621 Call Completion Services	-	-
6622 Number Services	7,393	5,297
6623 Customer Services	258,152	96,093
Total Customer Operations Expense	419,641	176,449
Corporate Operations Expense		
6710 Executive and Planning	291,066	113,351
6711 Executive		
6712 Planning		
6720 General and Administrative		
6721 Accounting and Finance	757,896	303,063
6722 External Relations	3,548	3,548
6723 Human Resources		
6724 Information Management		
6725 Legal	31,757	10,194
6726 Procurement		
6727 Research and Development		
6728 Other General and Administrative	500,385	218,141
6790 Provision for Uncollectible Notes Receivable		
Total Corporate Operations Expense	1,584,652	648,297
TOTAL OPERATING EXPENSES	10,414,046	4,230,426

CENTRAL OFFICE DATA
as of December 31, 2023 (unless otherwise indicated)

Name of Central Office: Midvale, Lakeview, Stanley, Warren, Warm Lake, Yellow Pine
Prefix (es): 355,222,774,636,632,633

Central Office Switch Type: Midvale, Stanley, Lakeview, & Warm Lake- Taqua T-7000, Warren & Yellow Pine - Redcom MDX

Check all that apply:
Stand Alone X **Check one:**
Host Digital X Electronic X
Remote Analog Electro-Mechanical
Other:

Access Line Capacity
Design: 222,355,632,774 - 10,000, 633&636 - 1,000
Access Lines in Use
Customer Lines: 649
(Include Centrex, PAL, Semi-Pub.)

Installed/Equipped: Same
Public Telephone Lines 11
Company Official Lines 36
Company Test Lines 60

	Residence			Business			Total Residence & Business
	Multi- Line 1-Party	Single Line Multi- Party	Subtotal Residence	Centrex N.A.R.	Multi- Line 1-Party	Single Line Multi- Party	
Beginning of Year	524		524		66	61	651
New Connects	116		116		11	7	134
Disconnects	-118		-118		-7	-21	-146
End of Year	522		522		70	47	639

Foreign Exchange:
Dial Tone from this C.O.: NA
Dial Tone from another C.O.: NA

Directory Listings:
Number of Customers with Nonpublished or Nonlisted: 58

Custom Calling:
Number of customers with at least one feature: 352
Total number of features subscribed to: 8

NUMBER OF CALLS COMPLETED BY CUSTOMERS DURING (Year) 2023

Local Exchange	Average # of Customer Lines in Use	Local Calls		Toll Calls Originated (Total of all Carriers)			Avg./ Line
		Number (1000s)	Avg./ Line	Intrastate	Interstate	Total	
1 222 - Lakeview	28	N/A	N/A	1,355	1,309	2,664	95
2 355 - Midvale	223	N/A	N/A	23,728	28,352	52,080	234
3 632 - Warm Lake	49	N/A	N/A	1,755	4,605	6,360	130
4 633 - Yellow Pine	59	N/A	N/A	3,718	5,286	9,004	153
5 636 - Warren	84	N/A	N/A	4,857	5,917	10,774	128
6 774 - Stanley	293	N/A	N/A	50,521	75,341	125,862	430
7							
8							
9							
10							
11							
12							
13							
14							
15							
16							
17							
18							

ANNUAL REPORT FOR SMALL TELEPHONE COMPANIES
YEAR ENDED DECEMBER 31, 2023

CUSTOMER RELATIONS RULES COMPLIANCE

Rule IDAPA 31.21.01.603
Rule IDAPA 31.41.01.105

Please provide copies of:

Summary of Customer Relations Rules for Telephone Corporations

Idaho Telephone Solicitation Act Notification

Method of Notification:

Mailed separately to customers Yes X No _____

Included in directory Yes _____ No x _____

Date of notification 4/11/2023 _____

Alternate method of notification Annual Notice was mailed on it's own with the
disablility survey. _____

Rule IDAPA 31.41.01.403.02

Record of Complaints:

Number received by Company 0 _____

Category of complaints (if known):

Deposit Disputes _____

Charges on Bill _____

Denial/Termination _____

Quality or Availability
of Service _____

Carrier Selection/Assignment _____

Miscellaneous _____

CERTIFICATE


State of Idaho)
) ss
County of Washington)

WE, the undersigned Dennis Farrington


and Nick Rynearson

of the Midvale Telephone Company

on our oath do severally say that the foregoing return has been prepared under our direction, from the original books, papers, and records of said utility; that we have carefully examined same, and declare the same to be a correct statement of the business affairs of said utility for the period covered by the return in respect to each and every matter and thing therein set forth, to the best of our knowledge, information and belief.




(Chief Officer)

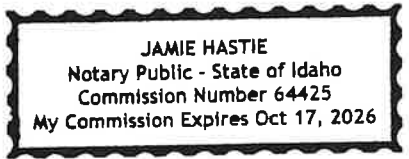


(Officer in Charge of Accounts)

Subscribed and Sworn to Before Me this 13 day of May, (Year) 2024



Notary Public



My Commission expires October 17, (Year) 2026.

2 FORM INPUT MASTER

MPANY NAME: Midvale Telephone Company, Inc.

For The Year Ended: December 31, 2022

Separated Results of Idaho Operations

FCC Account and Description	Note No.	Line No.	Total Idaho Operations Subject To Separations	Interstate Operation		Intrastate Operation				
				MTS & WATS Switched Access	TOLL PLUS Special Access	Total	MTS & WATS Switched Access	TOLL PLUS Special Access	EAS	Local (other)
MMARY										
Rating Revenues										
X Local -Billed	(1)	1.	289,757							289,757
-EAS Billed	(1)	2.	-							-
-EAS Settlement	(1)	3.	-							-
X Access-SLC (End User)	(2)	4.	86,112	86,112		86,112				-
-Switched (TS+NTS)	(2)	5.	3,534,987	2,432,318		2,432,318				1,102,669
-Special	(2)	6.	994,865			982,274		12,591		12,591
X Toll -Message	(3a)	7.	-							-
-Private Line	(3b)	8.	-							-
-Settlement	(3c)	9.	-							-
X Misc.-Billing & Collection	(4)	10.	-							-
-Directory Advertising		11.	1,947					1,947		1,947
-Operating Rents		12.	-							-
-Other Misc.		13.	5,275					5,275		5,275
X Less: Uncollectible Rev. (-)		14.	149					149		149
Total Revenues		15.	4,913,092	2,518,430	982,274	3,500,704	365,605	12,591	1,034,192	1,412,388
Rating Expenses										
X-64XX Plant Specific Oper.	(5a)	16.	1,757,107	452,976	659,579	1,112,555	228,566	1,592	9,124	405,270
X Plant Nonspecific Operations	(5a)	17.	156,154	48,428	48,670	97,098	21,481	104	714	36,757
X Depreciation & Amortization	(5a)	18.	1,383,356	243,387	554,580	798,567	219,855	1,363	8,909	354,663
X Customer Operations	(5a)	19.	163,526	51,138	-	51,138	37,255	-	-	75,133
X Corporate Operations	(5a)	20.	566,093	163,905	187,367	351,272	75,393	453	2,589	136,385
Total Expenses	(5a)	21.	4,026,236	960,434	1,450,196	2,410,630	582,550	3,512	21,336	1,008,208
Rating Taxes:										
0 General Taxes	(6)	23.	37,236	9,341	12,603	21,944	5,562	27	185	9,518
0 State/local Inc. Tax (Current)		24.	51,387	94,537	(30,431)	64,106	(35,453)	552	(1,335)	23,517
0 Federal Income Tax (Current)		25.	194,583	357,979	(115,232)	242,746	(134,249)	2,090	(5,054)	89,050
0 Net Deferred Income Taxes		26.	17,434	32,073	(10,324)	21,749	(12,028)	187	(453)	7,978
0 Net Investment Tax Credits		27.	-	-	-	-	-	-	-	-
Total Taxes		28.	300,640	493,929	(143,385)	350,545	(176,168)	2,857	(6,657)	130,063
Net Operating Income		29.	586,216	1,064,066	(324,537)	739,529	(40,777)	6,223	(14,679)	(104,080)
										(153,313)

2 FORM INPUT MASTER

MPANY NAME: Midvale Telephone Company, Inc.		For The Year Ended: December 31, 2022				Seperated Results of Idaho Operations					
FCC Account and Description	Note No.	Line No.	Total Idaho Operations Subject To Separations	MTS & WATS Switched Access	Interstate Operation TOLL PLS Special Access	Total	MTS & WATS Switched Access	TOLL PLS Special Access	Intrastate Operation EAS	Local (other)	Total
MMARY (continued)											
Rate Base											
1 Telecom. Plant in Service	(5b)	1.	25,718,208	5,455,073	9,154,842	14,609,914	4,040,530	19,526	134,275	6,913,962	11,108,293
5 Plant Acquisition Adjustment		2.	-	-	-	-	-	-	-	-	-
0 Less: Accumulated Depr. (-)	(5c)	3.	(16,490,892)	(3,753,026)	(5,781,581)	(9,534,607)	(2,479,453)	(11,664)	(78,321)	(4,386,836)	(6,956,285)
x-36xx Accumulated Amort. (-)	(5)	4.	-	-	-	-	-	-	-	-	-
0-4340 Accum. Deferred Tax (-)		5.	(248,435)	(49,451)	(101,736)	(151,187)	(35,794)	(244)	(1,412)	(59,798)	(97,245)
0 Materials and Supplies		6.	299,209	53,916	102,452	156,367	52,657	196	1,568	88,420	142,841
Equal Access Equipment	(7)	7.	-	-	-	-	-	-	-	-	-
Other Rate Base		8.	122,215	48,785	32,053	80,837	8,494	200	268	32,417	41,378
Total Average Rate Base		9.	9,400,304	1,755,296	3,406,029	5,161,325	1,586,424	8,014	56,378	2,588,164	4,238,979

2 FORM INPUT MASTER

MPANY NAME: Midvale Telephone Company, Inc.

For The Year Ended: December 31, 2022

Separated Results of Idaho Operations

Description	Note No.	Line No.	Total Idaho Operations Subject To Separations	Interstate Operation			Intrastate Operation				Total
				MTS & WATS Switched Access	TOLL PLS Special Access	Total	MTS & WATS Switched Access	TOLL PLS Special Access	EAS	Local (other)	
NTN IN SERVICE DETAIL											
X General Support Facilities											
X Central Office Equipment:											
CAT 1-Operator Systems		2.	-	-	-	-	-	-	-	-	
CAT 2-Tandem Switching (Alloc.)		3.	-	-	-	-	-	-	-	-	
CAT 2-Tandem Switching (Assign.)		4.	-	-	-	-	-	-	-	-	
CAT 3-Local Switching		5.	1,202,473	1,022,102	-	1,022,102	-	-	180,371	180,371	
CAT 4.12 -Exch. Trunk (Joint Use)		6.	25,476	-	-	-	-	-	25,476	25,476	
CAT 4.12 -Exch. Trunk (Ded. Use)		7.	1,885,756	-	-	1,885,756	-	-	-	1,885,756	
CAT 4.13 -Subscr. Line (Joint Use)		8.	1,461,610	365,403	-	1,827,013	-	-	-	1,827,013	
CAT 4.13 -Subscr. Line (Ded. Use)		9.	-	-	-	-	-	-	-	-	
CAT 4.23 -IX Trunk (Joint Use)		10.	274,395	158,688	-	433,083	-	-	-	433,083	
CAT 4.23 -IX Trunk Ckt. (Ded. Use)		11.	89,641	-	-	89,641	-	-	-	89,641	
CAT 4.3 -Host/Remote Trunk Ckt.		12.	-	-	-	-	-	-	-	-	
Other COE		13.	-	-	-	-	-	-	-	-	
Total COE		14.	4,939,352	1,546,193	1,970,044	3,516,236	481,110	5,354	25,476	911,176	
X Information Orig./Term. Equipment:											
CAT 1-Regulated CPE		15.	-	-	-	-	-	-	-	-	
Other IOT		16.	-	-	-	-	-	-	-	-	
Total IOT		17.	-	-	-	-	-	-	-	-	
X Cable & Wire Facilities:											
CAT 1.3-Subscriber Line (Common)		18.	9,231,976	2,307,994	-	2,307,994	2,307,994	-	-	4,615,988	
CAT 1.1,2-Subscriber Line (Ded.)		19.	-	-	-	-	-	-	-	-	
CAT 2-Exch. Trunk (Joint Use)		20.	81,866	-	-	81,866	-	-	-	81,866	
CAT 2-Exch. Trunk (Ded. Use)		21.	4,387,144	-	-	4,387,144	-	-	-	4,387,144	
CAT 3-IX Trunk (Joint Use)		22.	947,690	506,711	-	1,454,401	440,979	-	-	1,895,380	
CAT 3-IX Trunk (Ded. Use)		23.	971,637	-	-	971,637	-	-	-	971,637	
CAT 4-Host/Remote Trunk		24.	-	-	-	-	-	-	-	-	
Other C&WF		25.	-	-	-	-	-	-	-	-	
Total C&WF		26.	15,620,314	2,814,705	5,348,526	8,163,231	2,748,973	10,256	81,866	4,615,988	
X Other Assets:											
Capital Leases		27.	-	-	-	-	-	-	-	-	
Leasehold Improvements		28.	-	-	-	-	-	-	-	-	
Intangibles		29.	-	-	-	-	-	-	-	-	
Total Other Assets		30.	-	-	-	-	-	-	-	-	
Total Telecom. Plant in Service	(5b)	31.	24,866,417	5,274,400	8,851,632	14,126,032	3,906,707	18,880	129,828	6,684,971	
										10,740,385	

2 FORM I INPUT MASTER

MPANY NAME: Midvale Telephone Company, Inc.

For The Year Ended: December 31, 2022

Seperated Results of Idaho Operations

Description	Note No.	Line No.	Total Idaho Operations Subject To Separations	Interstate Operation			Intrastate Operation				Local (other)	Total
				MTS & WATS Switched Access	TOLL PLS Special Access	Total	MTS & WATS Switched Access	TOLL PLS Special Access	EAS	Total		
Accumulated Depreciation Detail												
X General Support Facilities		1.	3,471,841	736,410	1,235,862	1,972,272	545,453	2,636	18,126	933,354	1,499,569	
X Central Office Switching		2.	1,197,463	1,017,844	-	1,017,844	-	-	-	179,619	179,619	
X Operator Systems		3.	-	-	-	-	-	-	-	-	-	
X Central Office Transmission		4.	3,015,357	421,476	1,589,963	2,011,439	387,269	4,261	22,023	590,365	1,003,918	
X Information Orig./Term. Equip.		5.	-	-	-	-	-	-	-	-	-	
X Cable & Wire Facilities		6.	8,806,231	1,577,297	2,955,756	4,533,053	1,546,741	4,767	38,172	2,683,498	4,273,178	
Total Accumulated Depreciation		7.	16,490,892	3,753,026	5,781,581	9,534,607	2,479,463	11,664	78,321	4,386,836	6,956,285	
Accumulated Amortization Detail												
0 Capital Leases		8.	-	-	-	-	-	-	-	-	-	
0 Leasehold Improvements		9.	-	-	-	-	-	-	-	-	-	
0 Intangibles		10.	-	-	-	-	-	-	-	-	-	
0 Acquisition Adjustment		11.	-	-	-	-	-	-	-	-	-	
Total Accumulated Amortization		12.	-	-	-	-	-	-	-	-	-	

2 FORM INPUT MASTER

MPANY NAME: Midvale Telephone Company, Inc.

For The Year Ended: December 31, 2022

Separated Results of Idaho Operations

Description	Note No.	Line No.	Total Idaho Operations Subject To Separations	Interstate Operation			Intrastate Operation				Total
				MTS & WATS Switched Access	TOLL PLS Special Access	Total	MTS & WATS Switched Access	TOLL PLS Special Access	EAS	Local (other)	
OPERATING EXPENSE DETAIL											
X-64XX Plant Specific Operations											
0-20 General Support Facilities		1.	166,882	35,397	59,405	94,802	26,218	127	871	44,864	72,080
X Central Office Switching		2.	82,150	25,716	32,765	58,481	8,002	89	424	15,154	23,659
0 Operator Systems		3.	-	-	-	-	-	-	-	-	-
X Central Office Transmission		4.	904,206	283,048	360,639	643,688	88,073	980	4,664	166,801	260,518
X Information Orig./Term. Equip.		5.	-	-	-	-	-	-	-	-	-
X Cable & Wire Facilities		6.	603,870	108,814	206,770	315,585	106,273	396	3,165	178,451	288,285
Total Plant Specific		7.	1,757,107	452,976	659,579	1,112,555	228,566	1,592	9,124	405,270	644,552
X Plant Nonspecific Operations											
2 Provisioning		8.	-	-	-	-	-	-	-	-	-
X Network Operations		9.	136,727	29,001	48,670	77,671	21,481	104	714	36,757	59,055
0 Access Paid to LECs		10.	19,427	19,427	-	19,427	-	-	-	-	-
Total Plant Nonspecific		11.	156,154	48,428	48,670	97,098	21,481	104	714	36,757	59,055
X Depreciation & Amortization											
1 General Support Facilities		12.	287,240	60,926	102,248	163,175	45,128	218	1,500	77,220	124,066
1 Central Office Switching		13.	-	-	-	-	-	-	-	-	-
1 Operator Systems		14.	-	-	-	-	-	-	-	-	-
1 Central Office Transmission		15.	436,850	61,061	230,346	291,407	56,106	617	3,191	85,529	145,443
1 Information Orig./Term. Equip.		16.	-	-	-	-	-	-	-	-	-
1 Cable & Wire Facilities		17.	659,266	122,000	221,985	343,985	118,621	527	4,219	191,913	315,280
3 Capital Leases		18.	-	-	-	-	-	-	-	-	-
3 Leasehold Improvements		19.	-	-	-	-	-	-	-	-	-
4 Intangibles		20.	-	-	-	-	-	-	-	-	-
5 Acquisition Adjustment		21.	-	-	-	-	-	-	-	-	-
Total Depreciation & Amortization		22.	1,383,356	243,987	554,580	798,567	219,855	1,363	8,909	354,663	584,789

2 FORM INPUT MASTER

MPANY NAME: Midvale Telephone Company, Inc.

For The Year Ended: December 31, 2022

Seperated Results of Idaho Operations

FCC Account and Description	Note No.	Line No.	Total Idaho Operations Subject To Separations	Interstate Operation			Intrastate Operation			Local (other)	Total	
				MTS & WATS Switched Access	TOLL PLS Special Access	Total	MTS & WATS Switched Access	TOLL PLS Special Access	EAS			
OPERATING EXPENSE (continued)												
X Customer Operations												
X Marketing		1.	37,089	-	-	-	-	-	-	37,089	37,089	
X Operator Services		2.	-	-	-	-	-	-	-	-	-	
X Directory Publishing-Alpha.		3.	4,589	1,451	-	1,451	1,054	-	-	2,083	3,138	
X Directory Publishing-Classified		4.	-	-	-	-	-	-	-	-	-	
X Directory Publishing-Foreign		5.	-	-	-	-	-	-	-	-	-	
Service Order Proc.-End User		6.	19,380	5,233	-	5,233	4,457	-	-	9,690	14,147	
Payment & Collection-End User		7.	14,535	4,526	-	4,526	4,952	-	-	5,057	10,009	
Billing Inquiry-End User		8.	14,535	3,634	-	3,634	5,087	-	-	5,814	10,902	
Service Order Proc.-CXRR		9.	-	-	-	-	-	-	-	-	-	
Payment & Collection-CXRR		10.	-	-	-	-	-	-	-	-	-	
Billing Inquiry-CXRR		11.	-	-	-	-	-	-	-	-	-	
Coin Administration		12.	-	-	-	-	-	-	-	-	-	
Rev. Acctg.-Toll Ticket Proc.		13.	-	-	-	-	-	-	-	-	-	
Rev. Acctg.-Local Mess. Proc.		14.	3,489	991	-	991	2,498	-	-	15,399	2,498	
Rev. Acctg.-Other Bill & Coll.		15.	43,889	13,090	-	13,090	15,400	-	-	30,799	30,799	
Rev. Acctg.-SLC Billing		16.	2,310	2,310	-	2,310	-	-	-	-	-	
Rev. Acctg.-CXRR B & C		17.	7,612	3,806	-	3,806	3,806	-	-	-	3,806	
B & C Amis Paid to LECs		18.	-	-	-	-	-	-	-	-	-	
Other Customer Service		19.	16,097	16,097	-	16,097	-	-	-	-	-	
Total Customer Operations		20.	163,526	51,138	-	51,138	37,255	-	-	75,133	112,388	
X Corporate Operations:												
X Executive & Planning		21.	92,141	24,259	-	31,624	12,725	-	76	437	23,020	36,259
X General & Administrative		22.	473,952	139,646	-	155,743	62,668	-	377	2,152	113,366	178,562
X EAS Settlement Expense		23.	-	-	-	-	-	-	-	-	-	-
Total Corporate Operations		24.	566,093	163,905	-	187,367	75,393	-	453	2,589	136,385	214,821
Other Operating Expenses:												
Equal Access Provision		25.	-	-	-	-	-	-	-	-	-	-
Universal Service Fund		26.	-	-	-	-	-	-	-	-	-	-
Lifeline Connection Assistance		27.	-	-	-	-	-	-	-	-	-	-
Total Other		28.	(5a)	-	-	-	-	-	-	-	-	-
Total Operating Expenses		29.	4,026,236	960,434	1,450,196	2,410,630	582,550	3,512	21,336	1,008,208	1,615,606	

2 FORM INPUT MASTER

MPANY NAME: Midvale Telephone Company, Inc.

For The Year Ended: December 31, 2022

Seperated Results of Idaho Operations

Description	Note No.	Line No.	Total Idaho Operations Subject To Separations	Interstate Operation			Intrastate Operation				Total	
				MTS & WATS Switched Access	TOLL PLS Special Access	Total	MTS & WATS Switched Access	TOLL PLS Special Access	EAS	Local (other)		
ERATING TAXES DETAIL												
General Taxes												
0 Property		1.	35,236	7,474	12,543	20,017	5,536	27	184	9,473		15,219
0 Gross Receipts		2.	-	-	-	-	-	-	-	-		-
0 PUC Fee		3.	1,831	1,831	-	1,831	-	-	-	-		-
0 Franchise Fees		4.	-	-	-	-	-	-	-	-		-
0 Other		5.	170	36	60	96	27	0	1	46		73
Total General Taxes		6.	37,236	9,341	12,603	21,944	5,562	27	185	9,518		15,292
X Income Taxes (Calculated)												
Net Income Before SIT & FIT		7.	849,620	1,548,655	(480,525)	1,068,130	(222,507)	9,052	(21,520)	16,466		(218,510)
Less Fixed Charges (-)		8.	47,819	8,795	17,389	26,184	8,133	40	289	13,172		21,634
Subtotal (lines 7-8)		9.	801,801	1,539,860	(497,914)	1,041,945	(230,640)	9,012	(21,810)	3,293		(240,144)
Other SIT Base Add/Ded. (+/-)		10.	-	-	-	-	-	-	-	-		-
SIT Taxable Inc. (lines 9+-10)		11.	801,801	1,539,860	(497,914)	1,041,945	(230,640)	9,012	264	3,293		(240,144)
7230 SIT-Current (at 8%)		12.	61,210	14,090	27,280	41,370	7,420	38	12,119	19,840		19,840
Other FIT Base Add/Ded. (+/-)		13.	-	-	-	-	-	-	-	-		-
FIT Taxable Inc. (lines 9-12+-13)		14.	740,591	1,525,769	(525,194)	1,000,575	(238,060)	8,974	1,087	(8,826)		(237,911)
Gross FIT		15.	252,773	58,223	112,834	171,057	30,569	155	1,087	49,906		81,716
7210P Claimed ITC (-)		16.	-	-	-	-	-	-	-	-		-
Surtax Elimination (-)		17.	-	-	-	-	-	-	-	-		-
7220 FIT-Current (lines 15-16-17)		18.	252,773	58,223	112,834	171,057	30,569	155	1,087	49,906		81,716

2 FORM INPUT MASTER

MPANY NAME: Midvale Telephone Company, Inc.

For The Year Ended: December 31, 2022

Separated Results of Idaho Operations

Description	Note No.	Line No.	Total Idaho Operations Subject To Separations	Interstate Operation			Total	Intrastate Operation			Local (other)	Total
				MTS & WATS Switched Access	TOLL PLS Special Access	EAS		MTS & WATS Switched Access	TOLL PLS Special Access	EAS		

2 FORM INPUT MASTER

MPANY NAME: Midvale Telephone Company, Inc.

For The Year Ended: December 31, 2022

Separated Results of Idaho Operations

Description	Note No.	Line No.	Operations Subject To Separations	Interstate Toll			Intrastate Toll			EAS	Local (Other)	Total
				Interstate Toll	Intrastate Toll	EAS	Interstate Toll	Intrastate Toll	EAS			
LU Minutes of Use (MOU)	(19)	1.	0									
LU Factor		2.	1,000,000	0.30629	0.23967					0.45404		
ase SPF - January 1		3.	1,000,000	0.25	0.25					0.5		
ase SPF - December 31		4.	1,000,000	0.25	0.25					0.5		
urrent Composite SPF	(20)	5.	1,000,000	0.25	0.25					0.5		
996 Weighted DEM		6.	1,000,000	0.85						0.15		
996 Unweighted DEM		7.	0.319552	0.319552	0					0		
urrent CAT 3 Dial Equipment Minutes	(21)	8.	0							0		
urrent Composite DEM Factor		9.	1,000,000		0.85					0.15		
change Trunk - Joint Use MOU	(22)	10.	0									
ost/Remote MOU Kilometers	(23)	11.	0									
qual Access MOU	(24)	12.	0									
perator Standard Work Seconds	(25)	13.	0									
ndem Switching MOU	(26)	14.	0									
< Conversation MOU		15.	0									
< Conversation Minute Kilometers		16.	0									
er Parameters		17.	663									
ccess Lines	(27)	18.	2,153,720									
nsolated Loop Cost @ 11.1 ROR												
ss Billed Revenues	(28a)	19.	0									
-Marketing Allocation Basis	(28b)	20.	0									
-Payment & Collection-End User	(28c)	21.	380,562	194,523	186,039					6,134		
-Payment & Collection-CXR												
vice Order Contacts	(29a)	22.	6,134									
-Service Order Proc.-End User	(29b)	23.	15		7							
-Service Order Proc.-CXR												
ing Inquiry-Contacts	(30a)	24.	12									
-Billing Inquiry-End User	(30b)	25.	48	12	35							
-Billing Inquiry-CXR	(31)	26.	367,609	104,412	263,197							
P+R/C Toll Messages	(32)	27.	0									
AS/Local Messages (Msg. Proc.)												
G 3 Expense Factor-Message		28.	0.66	0.26328	0.13810					0.00474		
-PLS & Special Access		29.	0.34	0.34322	0.00083							
perator Services Expense -- Factor		30.	0									
ccess Minutes of Use (End Office)		31.	569,560	409,009	160,551							

